

JACKEL™

Trusted Since 1972

GROUNDWATER APPLICATIONS

Sump Basins (Pages 2 - 5)

Sump Basin Covers (Pages 2 - 5)

Sump Pumps (Pages 2 - 3 and 6 - 7)

Sump Pump Check Valves (Page 13)

Sump Pump Systems (Pages 2 - 3 and 7)

The Original Radon/Sump Dome™ (Page 12)

Accessories (Page 14)

WASTEWATER APPLICATIONS

Sewage Basins (Pages 8 - 9)

Sewage Basins Covers (Pages 8 - 9)

Sewage Pumps (Page 10)

Sewage Pump Check Valves (Page 13)

Sewage Pump Systems (Page 11)

Septic Tank Riser Covers (Page 15)

15 Gallon Sump Basins (17 x 16 in.)

Made in the USA



Model: SF15



Model: SF15-DR



- Heavy duty structural foam construction
- Non-corrosive nylon encapsulated inserts
- Perfect for crawl-spaces and other applications where space is limited

Available Covers for 15 Gallon Sump Basins

Model: SF1850E



Model: SF1850S



Model: SF1850B



Sump Pump System



Model: JPACK15S-250V

INCLUDES:

- JP250V 1/2 HP Submersible Sump Pump
- SF15 Sump Basin
- SF1850E Sump Basin Cover
- Check Valve
- Inlet Hub
- Discharge Pipe

6 Gallon Laundry Sink Tray Basin (15 x 15 x 13.5 in.)

Model: SF06ST



- Heavy duty structural foam construction
- Non-corrosive nylon encapsulated inserts
- Ultra strong reinforced bottom
- Reusable PVC seal

Made in the USA



Pre-Plumbed Laundry Sink Tray Systems

Model: JPACK06S-225V



Model: JPACK06S-250V



INCLUDES:

- JP225V 1/4 HP Submersible Sump Pump (Model: JPACK06S-225V)
- JP250V 1/2 HP Submersible Sump Pump (Model: JPACK06S-250V)
- Laundry Sink Tray Basin
- Check Valve
- Reusable Seal and Cord Grommet

20 Gallon Sump Basins (18 x 22 in.)

Made in the USA



Model: SF20



Model: SF20-DR



- Heavy duty structural foam construction
- Metal inserts for attaching cover
- Ultra strong reinforced bottom
- SF20-DR is perforated

22.5 Gallon Sump Basins (18 x 24 in.)

Model: SF22



Model: SF22-DR



- Heavy duty structural foam construction
- Non-corrosive nylon encapsulated inserts
- Ultra strong reinforced bottom
- SF22-DR is perforated

Available Covers for 20/22.5 Gallon Sump Basins

Model: SF2000E



Model: SF44




Model: SF40




Model: SF60913



Model: SF22B



Model: SF60914-S



Model: SF60915-P

45 Gallon Sump/Sewage Basin (24 x 24 in.)

Made in the USA



Model: SF45



- Heavy duty structural foam construction
- Non-corrosive nylon encapsulated inserts
- Ultra strong reinforced bottom
- Designed for use in both sump or sewage applications

Available Covers for 45 Gallon Sump/Sewage Basin

Model: SF24S



Model: SF24D



Model: SF24B-BL



Model: SF24B-GR



JACKEL™

Trusted Since 1972

Submersible Sump Pump

Model: JP250V

7 Year Warranty

FEATURES

- 1/2 Horsepower Motor
- Stainless Steel Housing
- Cast Iron Volute
- SJE-Rhombus Vertical Switch
- 10 ft. Piggyback Cord

100% FACTORY
TESTED

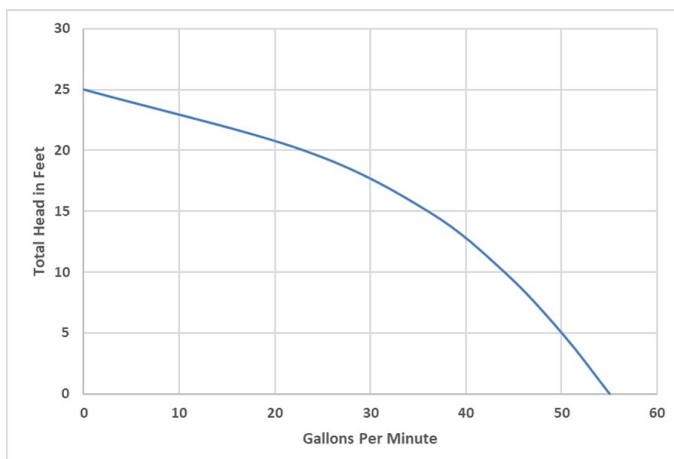
Designed | Assembled | Tested



IN THE USA



JP250V



1/2 HP Pre-Plumbed Sump Pump Systems

Model: JPACK22S-250V



Model: JPACK30S-250V



Model: JPACK45S-250V



Model: JPACK45D-250V



INCLUDES:

- JP250V 1/2 HP Submersible Sump Pump(s)
- Sump Basin
- Sump Basin Cover
- Check Valve(s)
- Inlet Hub
- Discharge Pipe

Designed | Assembled | Tested



IN THE USA

30 Gallon Sewage Basins (18 x 30 in.)

Made in the USA



Model: SF30BA



Model: SF30PR



- Heavy duty structural foam construction
- Metal or nylon encapsulated inserts for attaching cover
- Ultra strong reinforced bottom

Available Covers for 30 Gallon Sewage Basins

Model: SF16101



Model: SF16314



Model: SF16101-B



Model: SF114



Model: SF115

72 Gallon Sewage Basin (24 x 36 in.)

Made in the USA



Model: SF24x36



- Heavy duty structural foam construction
- Metal inserts for attaching cover
- Ultra strong reinforced bottom

Available Covers for 72 Gallon Sewage Basin

Model: SF24S



Model: SF24D



Model: SF24B-BL



Model: SF24B-GR



Sewage Pumps

3 Year Warranty

FEATURES

- 1/2 Horsepower Motor
- Cast Iron Body
- Rated for continuous duty
- Non-clogging vortex impeller passes 2 in. solids
- Piggy-back tethered mechanical float, 10 ft cord

100% FACTORY
TESTED

Designed | Assembled | Tested

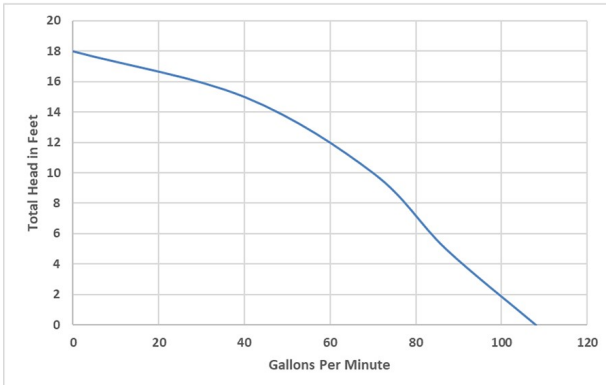


IN THE USA

Model: JP550T



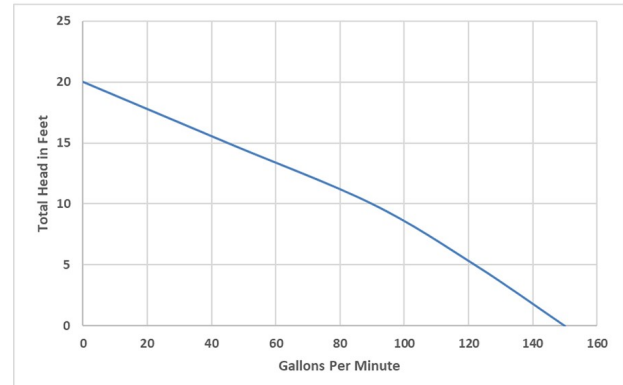
JP550T



Model: JP550T-HD



JP550T-HD



1/2 HP Pre-Plumbed Sewage Pump Systems

Model: JPACK30S-550T



Model: JPACK30S-550T-HD



Model: JPACK45S-550T



Model: JPACK45S-550T-HD



INCLUDES:

- JP550T 1/2 HP Sewage Pump (JPACK30S-550T and JPACK45S-550T)
- JP550T-HD 1/2 HP Heavy Duty Sewage Pump (JPACK30S-550T-HD and JPACK45S-550T-HD)
- Sewage Basin
- Sewage Basin Cover
- Check Valve
- Inlet Hub
- Discharge Pipe

Designed | Assembled | Tested



IN THE USA

The Original Radon/Sump Dome™

Model: SMR16101-CV



Model: SMR16101



Model: SMR114-V



Model: SMR16101-B



Features:

- Passive radon mitigation
- Retro-fit/repair old sump or sewage basin covers
- Heavy duty structural foam construction
- Universal and easy to install
- Great for property transfers and rentals

Made in the USA



Sump Pump Check Valves

Model: DJ-545



Model: CUCV-1.5W



- 1.5 in. adapters
- Made from strong and durable ABS plastic
- The most durable flapper in the industry

Model: CH-150S



Model: CH-150S-150MT



Model: CH-150S-100MT



Model: CH-150S-125/150MT



Model: CH-150S-125MT



Sewage Pump Check Valves

Model: 2GP-FF



Model: CUCV-2C



Model: CUCV-2W



- 2.0 in. adapters
- Made from strong and durable ABS plastic
- The most durable flapper in the industry

Made in the USA



Basin Extensions

Model: RM18x6EXT



Model: RM18x12EXT



Model: RM24x12EXT



Basin Accessories

Snap-In-Hub



Universal Combo Hub



Cast Iron Hub



Cover Accessories

E-Flanges



Discharge Flange



Vent Flange



Cord Grommet



Made in the USA



Septic Tank Riser Covers

Model: SFRC24G



Model: SFRC24B



Model: SFRC18G



Model: SFRC12G



Features:

- Adapts to single and double walled riser pipes
- Strong and lightweight
- Replaceable water tight seal

Made in the USA



JACKEL™


Trusted Since 1972

ENGINEERED MOLDS

HIGH-TECH MACHINERY

QUALITY MATERIALS

SUPERIOR PRODUCTS



ENGINEERED TO LAST

CONSISTENT QUALITY

CUSTOMER SERVICE

Jackel, Inc. is headquartered in Mishawaka, IN. We are a U.S. based manufacturer of groundwater and wastewater management products. As the leaders in the industry, our focus has and always will be on Engineering, Quality and Customer Service. The products we make are designed and engineered to last. We use the best materials and the most efficient equipment to manufacture our products. Our experienced, intelligent and resourceful staff provide excellent service.

JACKEL is the most trusted brand in the industry.

Jackel, Inc.

15314 Harrison Road

Mishawaka, IN 46544

www.jackelinc.com

Phone: 574-256-5635

Fax: 574-256-6966

Email: info@jackelinc.com